



Parent Handbook

2025-26

5786




Table of contents

- About Our School
- Transitioning into School
- Connecting With Us
- Lunch & Snacks
- Celebrating Birthdays
- What Your Child Needs in School
- Getting involved at the CEC
- Partnering & Support
- Health Policies
- Safety & Security
- Drop-off & Pick-up
- Program Curriculum

Welcome to our Dear Families!

Dear Parents,


With gratitude to Hashem, we would like to welcome you to The Shul's Child Enrichment Center. You have entrusted us with your most valuable gem, and we are committed to providing the best, happy, productive environment and care to make your gem/s shine!

Our Parent Handbook is designed to share with you an understanding of our program, to provide you with information on our goals and policies, and to help encourage you to become an informed and an active part of our school community.

We look forward to working together and taking part in your child's growth throughout their preschool years. Please feel free to share your thoughts, concerns and suggestions and any questions you may have.

May we all have true joy from our children!

Warm regards,
Chana Lipskar and Chana Goldstein



About our school



Our Philosophy

The Child Enrichment Center is a Montessori-inspired learning center which focuses on delivering a hands-on experience through sensory stimulation, fine and gross motor skills development, music, dramatic play, arts and crafts, movement, science and language arts.

We provide a warm, safe, Jewish environment where our children can feel secure to explore and learn. In this environment, each child can grow and develop and be proud of their heritage and who they are.

We offer a program which focuses on delivering a hands-on experience through sensory stimulation, fine and gross motor skills development, music, dramatic play, arts and crafts, movement, science and language arts.

Our philosophy stresses the value of moral and spiritual growth as much as cognitive development, knowing that gaining respect and care for one another and building positive self-esteem are crucial elements that will ensure happiness and success throughout life.

All of the Jewish holidays, Mitzvos, Middos (moral and spiritual development) and language are taught offering a multi-sensorial experience. Each concept and experience becomes meaningful to each child in a different way.



Our Goals

- To create an environment based on the values and teaching of the Torah
- To provide a nurturing and safe environment, supporting the child's physical, social, and emotional well-being
- To instill a love of Hashem, Torah, and Mitzvos
- To nurture and refine the child's Middos (character traits) with a focus on loving every Jew
- To instill a sense of healthy self-esteem
- To establish a positive attitude toward learning
- To implement an individualized, child-centered, Montessori-inspired curriculum
- To achieve a strong foundation in literacy
- To help cultivate each child's innate, ultimate potential through high self-realizations



Our Environment

The teacher's role is that of facilitator and guide, encouraging the child to explore and discover new ideas. Teachers are role models for the children and loving caregivers who are well trained in early childhood development and experts in understanding all of the child's needs: social, emotional, intellectual and physical.

Our program stems from our respect for individual differences, learning pace and style. It is well balanced by the structured group work and classroom environment we offer. The activities and materials foster creativity, critical thinking skills as well as communication and cooperation skills. Respect and love for the environment, the self and one another are the basis for spiritually nurturing positive self-esteem.

The children's interaction with one another also enables an essential opportunity for growth. They learn how to communicate with each other with Ahavas Yisroel (love of our fellow person) while finding constructive solutions to their problems. We are looking forward to working together with the parents to help each child reach their potential!



Our Team

Our teachers are chosen for their professionalism, as well as their caring and compassionate personalities. Our teachers are passionate about unlocking your child's natural curiosity through providing the stimulation necessary for an experiential learning process. All staff participates in annual in-service training in order to remain alert to the ever-changing needs of today's families and to the findings of current סב"ד research. Staff development is ongoing throughout the year. All of our staff holds First Aid and CPR cards and have all necessary teaching certifications mandated by the Department of Children and Families.



Our Teacher Training

- Montessori Teacher Certification provided by the NAMC (North American Montessori Center).
- Child Care Training Certification under the auspices of The Florida Department of Child and Families.
- CPR & First Aid provided by Nursing Unlimited.
- Crisis Prevention Intervention (CPI) training provided by Crisis Prevention Institute.
- FUNdamentals Fine Motor Skills provided by a professional OT therapist
- Learning Without Tears

Staff development is ongoing throughout the year. All of our staff holds First Aid and CPR cards and have all necessary teaching certifications mandated by the Department of Children and Families.



Experiential Learning

At the CEC, we bring Jewish pride to life through joy and hands-on experiences. We connect children to their heritage through concrete exploration, observation, and reflection.


Here are some examples of how we implement experiential learning:

Shabbat Experience: Every Friday, we choose one child in the class as the Shabbat Aba, and one girl as the Shabbat Ima. We sing Shabbat songs together, light the Shabbat candles, and make Kiddush.

Challah Baking: Each Friday, the children have a delightful opportunity to braid Challah dough for Shabbat to bring home freshly baked. This is a highlight of the week, and all the children look forward to it!

Mitzvah Notes: Our "Mitzvah" tree (or other Mitzvah themed incentive) in each classroom allows parents to send in a note from home whenever a child does a good deed. The note is read and hung up on the tree at circle time.

Holidays: Children celebrate the Chagim (holidays) with crafts, songs, plays, stories school-wide gatherings. Each holiday is turned into a unique hands-on educational experience and becomes a meaningful part of your child's life.



Extra-curricular Activities

Music & Movement: Using a variety of unique instruments, children discover beats, rhythms and the different sounds and tunes of instruments. We are Incorporating Israeli songs so our children getting the exposure to the Hebrew language.

Soccer: Once a week, our Pre-K and Kindergarten children enjoy an engaging soccer class led by experienced coaches. This program helps develop gross motor skills, coordination, teamwork, and confidence all through active play!



CEC Enrichment Program

Mindfulness & In the Zone : This unique program teaches social and emotional skills in a fun and interactive way using storytelling, games, teamwork activities, puppetry, art and role-play. We focus on the following key areas:

1. Friendship Skills
2. Empathy
3. Emotion Management
4. Communication
5. Problem Solving

FUNDamentals: As part of our curriculum, a professional occupational therapist visits every other week to lead engaging activities designed to strengthen fine motor skills, self-regulation, and overall readiness. This specialized class ensures that children are equipped with the foundational tools they need for success in future learning environments and supporting their growth through developmentally appropriate experiences.

Transitioning into school


Transitioning from a home to school environment can be challenging for some children.

At the CEC, we're committed to making the transition into school as smooth as possible especially for our first-time young students. Our Pre Montessori class includes a special orientation period where parents are invited to stay and help their children settle in gradually. We encourage families to take advantage of this opportunity to ease the adjustment.

Sometimes adjustment takes longer, and we're here to help create the best plan for your child. Some crying is normal, but if it continues for hours, the teacher will be in touch to consult with you if you need to pick up your child. Rest assured, a plan will be put in place to support your child's transition.

To help your child throughout the school year:

- Make sure they are well rested.
- Allow lots of time for personal routine, a good breakfast, and a pleasant and safe ride to school.
- Have a cheerful, positive attitude as your child leaves you, either at home or school.
- Let your child just stand and watch, knowing that observation is one way of participating.
- Don't put pressure on your child to produce something to take home.
- Encourage your child to talk about school by asking specific questions, such as "What color did you paint with today?" or "What was for snack today?" "Which lesson did you enjoy today?" etc.
- stay in daily close communication with the Morah to follow their child's progress closely.



Connecting with us

At the CEC, we deeply value our partnership with parents. We believe that when schools and families work together, children are set up for the growth, success, and support they truly deserve.

We are committed to open, ongoing communication between teachers and parents, and we offer multiple avenues for staying connected. We warmly encourage our families to utilize these tools and stay engaged.



illumine

Illumine App: We are switching to Illumine from Brightwheel for daily use. Using the app allows us to communicate with the parents on a daily basis. You will receive an update with notifications regarding your child's meals, naps, activities and other pertinent information including some photos. You may leave a note for the teachers in the app as well. It is your responsibility to check the app on a daily basis to keep yourself informed of the daily activities and information. *Please note that Morahs will use Illumine as the main form of communication with parents.*



Please make sure that an email address you check regularly is on file with us. To get in touch with us via email, please email us at

Email Directors: admin@thehsulpreschool.org

Email CEC office: yael@theshulpreschool.org



Phone/Whatsapp

Preschool office: (786) 662-3191



“The Enricher” Weekly Newsletter: Read our weekly newsletter for special messages from your child's teachers and administrators. Get a peek into what your child learned and did over the past week. The newsletter also includes calendar reminders, so it's a great way to keep abreast of everything that's going on in one go!

Parent Teacher Conferences: We host Parent-Teacher conferences twice a year to discuss your child's progress at school and to share solutions to academic and behavioral situations. You will be given a choice of time slots to meet with the teachers. We strongly encourage all parents to attend these conferences. It is widely agreed among educators, that attending a parent-teacher conference is extremely important.

Birthdays: We love to make every child's birthday a special event at the school! Please be in touch with your child's teacher to plan the celebration. You can find more information about birthday treats later in this handbook.

Get in touch with your child's teacher: Parents are encouraged to be in contact with the teachers as often as necessary. To speak to your child's teacher, you can send a message via Illumine and a phone call or in-person meeting with the teacher.

Get in touch with the directors: We are always available for you. Please drop by our office, call our school hotline, or email us.

Emergencies during the day only: If there is an emergency during the day and you need to speak with us urgently, please call:

- Yael (786) 662-3191 - Phone/Whatsapp
- Chana Lipskar (305) 481-1887
- Chana Goldstein (718) 6131415



Lunch at the CEC

At the CEC, we are dedicated to providing your children with healthy, delicious, and well-balanced meals every day. All food will be freshly prepared by Chef Sol in the Shul kitchen, following the highest standards of quality and strict kashrut.

Our Food Philosophy

We are committed to offering meals that are both nourishing and enjoyable. Our approach includes:

- Using only healthy oils, such as olive oil and avocado oil
- Preparing all meals with fresh ingredients
- Avoiding overly spicy foods and strong spices
- Ensuring a nut-free and sesame-free menu for allergy safety
- Minimizing added sugar
- Providing accommodations for gluten-free, lactose-intolerant.
- We strive to offer a diverse and rotating menu to help children discover and enjoy new tastes and textures.

What's on the Menu

Each lunch will feature:

- A variety of main protein options, including meat, chicken, and fish
- The side will be a selection of steamed/cooked vegetables
- Fresh Green Salad or Soup

Snacks

We will provide nutritious snacks each day, which include:

- A variety of fresh seasonal cut fruits
- Fresh vegetables
- Protein-rich options

Communication

To keep you informed, we will send out a bi-weekly menu, so you know exactly what your child is eating each day. Some days will feature meat meals, while others will be parve.

Our popular Friday pizza will continue as a special treat to end the week. We look forward to supporting your child's health and well-being with meals that nourish both body and mind.

Celebrating Birthdays

Birthdays are important milestones in your child's life. We strive to make your child feel as special as possible on their birthday, and to make the experience positive and educational for everyone in the classroom. The following steps outline how to plan the perfect birthday celebration for your child.



Birthday Treats

To maintain allergy safety and kashrut standards, all birthday treats will be made in-house by Chef Sol.

You can order cupcakes or ice cream (vanilla or chocolate) directly through our website at theshulpreschool.org/birthdays.. Treats will be delivered to your child's class on their special day.

Made in kid-friendly sizes with minimal frosting, this option is safe, convenient, and affordable.

Orders must be placed a few days in advance.



Scan the
code to
order
birthday
treats

Outside food is not permitted in the classroom.

Birthday Planning

- Get in touch with your child's teacher to discuss arrangements that will work for the class.
- If you would like to sponsor an additional lesson/book or toy for your child's classroom in celebration of their birthday, please let us know. Each teacher has a "wish list" with items they would like for their class and you will be able to choose something from that list.
- If you would like to sponsor pizza for your child's class or for the school, please get in touch with the office.



What your child needs in school

We appreciate your cooperation in making sure that all children are properly equipped for each day of learning and fun!

Clothing & Shoes



- Children should be dressed for school in comfortable, weather-appropriate clothing
- Children are not permitted to come to school in Crocs or flip-flops. Children must be wearing a shoe, sneaker, or sandal with proper support.
- Each child must have at least one complete change of clothing in school--including underwear, socks, and shoes.
- Please make sure all items that you send to school with your child are clearly labeled with their name.

Diapers

- If your child is in diapers, please send along a sufficient amount of diapers and wipes.
- Please comply with all requests from your child's teacher to provide more as needed.

School Supplies

- You can view the Supply List for each program on our website at www.theshulpreschool.org or by scanning the code at right.



Getting involved at school

We are incredibly grateful to the parents who find the time in their busy schedules to volunteer at our school. Parents are always encouraged to take an active role in our classroom activities as well as our outings and holiday celebrations.



PTA

If you would like to volunteer to become a Class Mom, please contact Parent-Teacher Association President Shena Dominitz and Batya Cosiol.



Fundraising

We have a number of fundraising opportunities throughout the year, and we are counting on your support in order to continue providing your children with the best education and developmental experiences!



Parents as advocates

We are all a part of this community together, and we ask parents to partner with us and act as ambassadors of our school when you are out and about. Please be positive and speak highly of your experience. If you ever have any concerns, speak to us directly.

Your input

The Shul's Child Enrichment Center is here to provide a nurturing, Jewish environment where the child can grow in his self esteem, understanding, and abilities. Every moment of our day is focused around the children and their discoveries. Together with the parents we hope to have a successful and fulfilling year.

If you have any questions, comments, or suggestions, we welcome your input. Please feel free and comfortable to give us a call.

We're looking forward to a happy, healthy year full of learning!

Partnering and Support

Meeting Each Child at Their Level at the CEC

At the CEC, we prioritize maximizing each child's potential by tailoring support to their individual needs. Our nurturing environment fosters growth and development, providing a safe space for children to thrive. We're dedicated to empowering every child to succeed by meeting them where they are. We are guiding and directing the necessary support for their success.

Developmental Screenings

We utilize proven screening tools and techniques to evaluate the developmental stages of your child. These evaluations take place three times a year. If teachers find that your child could benefit from additional support--educationally, emotionally, socially, or physically--they will work with you to ensure your child receives exactly what they need.

The CEC will conduct mandatory screenings for speech/language by TS Therapy and occupational therapy (OT) by Miss Mancy for all children during the first the month of September.

Occupational Therapy

Occupational Therapy addresses the areas of fine motor skills that span across the life of a child. Regarding school-age children, examples of this include handwriting, cutting, and coordination. Even if you do not suspect any problems with these skills, we encourage you to allow for this screening in order to address potential concerns at an early age. Screenings will be provided by Nancy Amar, OTR/L, of Miss Mancy, Inc.

Speech Screening

The screening will identify any speech and/or language difficulties your child may be experiencing. Additionally, hearing screens are available in order to help identify if further audiological testing is recommended. Speech/language screenings will be provided by Tracy Spitz, M.A., CCC-SLP, Speech Language Pathologist, of TS Therapy.

Support Services at the CEC

If your child is currently receiving support services, or if he or she starts during the year, your child's therapist can hold sessions during the school day once approved within our established process.

Please Note: You will receive an email at the beginning of the school year with exact instructions on how to apply and request approval for your therapist to work in the school.

Partnering with the CEC Support Team

Working together as a unified team, composed of teachers, consultants, and directors, we are dedicated to crafting an environment that fosters the optimal developmental growth of our young students within the CEC community.

Recognizing the unique journey of each child, we understand that there are times when they may encounter challenges in adapting to the class environment or exhibit behaviors that require our attention and support.

From toddlers displaying biting to older children struggling with defiance or emotional regulation, or any other challenges that a child might exhibit, we acknowledge that these manifestations stem from developmental milestones not yet being met, prompting us, the educators and parents, to intervene and provide the necessary support.

CEC Behavioral Consultant - Supporting Student and Teacher

In order to support our students and teachers effectively, we have engaged the services of Eva Saka as a behavioral consultant. Eva will be observing classes to help and provide guidance to parents and teachers regarding various situations. Eva's expertise involves recognizing environmental factors and making necessary adjustments to handle different situations effectively as they occur, with her extensive experience in this field. Additionally, Eva will be contacting parents as needed and meeting with teachers as needed to address and provide strategies for any concerns that may arise. She maintains regular communication with directors, ensuring that every need is promptly addressed. Together with the CEC Directors, Eva's recommendations and strategies for both teachers and parents, will be implemented as needed.

Parents collaboration and partnership

As partners in your child's education and development, we will be reaching out to you to collaborate with us in ensuring their success and well-being. Collaborative effort to address your child's needs effectively. We firmly believe that through open communication, mutual respect, and shared commitment, we can provide the best possible support for your child's needs.

Lice

If your child is to be found with nits or lice in their head, please inform the school, and your child will need to remain at home until they are nit/lice free. Your child will need to be checked by a professional company and submit documentation to show they are nit/lice free before returning to school.


Toileting & Diapering

We are here to work with you to make the toilet-training process as easy as possible. Children are required to be toilet-trained by the age of 3 years old. As a parent, you must initiate the training process--please communicate with your child's teacher about your toilet-training plan so that we can support you.

Each of our classrooms is equipped with its own bathroom. Parents are welcome to provide a toilet seat for their child if needed. We also teach proper hygiene to help your child develop clean and healthy habits.



Scan the code to see additional wellness and behavioral guidelines.





When should I keep my child home?



Fever (Temperature above 99.5)



First 24 hours of taking antibiotics



Nasal discharge
Cough



Pink eye



Listlessness or lethargy



Shortness of breath



Hand, Foot & Mouth Disease (must stay
home until all blisters are dried up)



Diarrhea
Vomiting
Symptoms of infectious disease



After a rough night (for example, up all
night coughing)

When can my child return to school?



Symptom-free



Fever-free for 48 hours (without medication)



Doctor's note (upon request)



Safety & Security

The Shul’s Security team works hard to keep our students, families, and teachers safe. **All individuals on school premises are required to follow the instructions of the security team at all times.** Please contact the school administration immediately if you have any concerns regarding the school’s safety or security measures.

ID Required

All **parents/guardians** and **authorized pick-up people** must present a valid government-issued identification *AND* their school-issued Digital ID upon entry. In order to obtain a Digital ID for authorized pick-up individuals, parents must add individuals to each child’s profile in the Illumine app.

Parking Pass Required

In order to enter The Shul’s parking garage for carpool, your vehicle must have **this year’s parking decal clearly affixed to your windshield**. Cars without the decal will not be permitted to enter.

Guest Supervision

All guests must be accompanied by their hosting parents/guardians at all times while on school grounds.

Stroller Entrance

The North Alley serves as the official entrance to the CEC for individuals with strollers. *Please refrain from using the intercom at the ramp on Collins Avenue.* Please note that strollers cannot be left on the premises during school hours.

Playground

The playground in front of the school building is off-limits before and after school hours.

Timely Arrival and Supervision

Please strictly adhere to designated drop-off and pick-up procedures to minimize congestion and ensure student safety (see following pages for more information).

Communication of Changes

Kindly keep the school administration informed of any changes to your child’s transportation arrangements or emergency contact information.

Prohibited Items

All types of weapons are strictly prohibited on school premises.

Dogs Not Permitted

Dogs are not allowed in the school building or playground at any time.

Security Policy Quick Reference

- Government ID & School Digital ID is **required** to enter our building
- Parking Pass decal is **required** to enter the garage
- Guests **must** be accompanied by their hosting parents at all times
- Strollers can enter through the **North entrance only**
- The playground in front of the school building is off-limits before and after school hours
- **Children must be supervised** at all times during drop-off and pick-up
- **Weapons and dogs are strictly prohibited** on school premises

The Shul’s security team thanks you in advance for your cooperation!

Drop-Off & Pick-Up

Please be sure to keep in mind all Safety & Security guidelines from the previous page in addition to the information below.

General drop-off guidelines

Greeting

Parents want to see their child greeted warmly and individually by the teachers at the start of the day--and rightfully so. Our greeting time extends until 9:00 am. After that, we start activities in the classroom, and the focus of the staff is on the group as a whole.

Please arrive on time

Punctuality is a key character trait that you can begin to instill even at a very young age, and establishing a routine is vital for the children's growth and development. Please follow the Drop-Off Routine for your child's classroom. If you are running late, please message your child's teachers via Illumine. Late arrivals must be at walk-up (no carpool).

General pick-up guidelines

Authorized Pick-Up

Only a parent or an authorized pick-up person has permission to pick up a student. **All authorized pick-up people must be added by the parent as an Authorized Pick Up in the Illumine app in advance.** If your child is going home with someone other than yourself or a family member, you must notify the Preschool Office. If your plans change during the day, please let us know of your child's arrangements.

Please pick your children up on time

This is another essential element of building good habits and self-confidence in your children and is respectful of the teachers' and other parents' time as well. The children are so eager to see you and tell you about what they did in school!

Children left after dismissal times

Please understand that there are serious security and safety issues involved with children left after dismissal times. We kindly request that you plan for winter traffic, school zones, unpredictable weather, and construction traffic in order to arrive on time. Children left at school after 3:35 p.m. will be sent to our Extended Care program and additional daily charges will apply.

Extended Care & Afterschool Clubs

Pre-Montessori & Discovery children can optionally be enrolled in our Extended Care program from 3:30-5:00 p.m. Monday thru Thursday. *Transition, Pre-K & Kindergarten* students can optionally be enrolled in our themed Afterschool Clubs 3:30-4:30 p.m. Monday thru Thursday. Additional charges apply. Look for an email after school starts for more details.



Keep our carpool safe!

Follow the safety guidelines below at all times.



PLEASE DO:


- ✓ Always comply with directives from the security team and carpool Morahs.
- ✓ Follow the 5 miles per hour speed limit.
- ✓ Open front and rear windows on driver side to facilitate communication with security officers and allow for visibility into the back seat.
- ✓ Ensure your school-issued carpool sticker is clearly displayed.
- ✓ Maintain a safe distance from the vehicle in front of you.
- ✓ Remain aware of your surroundings and your child's location at all times.
- ✓ Demonstrate patience and courtesy towards other drivers during carpool times.



PLEASE DO NOT:

- ⊘ Do not use cell phones during carpool hours.
- ⊘ Do not play loud music during carpool hours.
- ⊘ Do not block the carpool alley by waiting for the gate to open prior to carpool hours.
- ⊘ Do not leave children unattended in a vehicle on school grounds.
- ⊘ Do not double-park or impede the flow of traffic.
- ⊘ Do not get out of your car.
- ⊘ Do not back up while in the carpool lane.
- ⊘ Do not pass other cars.

Please note: Individuals who fail to follow these directions will not be permitted to use the carpool lane.



Morning Drop-off

Drop-off location

- Classroom - Parents are able to drop off their child in the class.
- Carpool lane - The Shul garage (Monday, Wednesday, Thursday, and Friday only)*

Drop-off time

8:30 a.m - 9:00 a.m.

Morning Carpool procedure


Parents will drive through the carpool lane using the alley behind The Shul. See the illustration at right.



Walk-Up Tuesday

NO MORNING CARPOOL LANE ON TUESDAYS.

We'd love to connect and see you—please walk in and drop off your child at the classroom.



Afternoon Pick-Up

Half Day (Pre-Montessori & Discovery only)

Time

12:00 p.m.

Location

At the lobby in the entrance level of the class.

Full Day

Time

Monday - Thursday: 3:00 - 3:30 p.m.

Friday: 1:20- 2:00 p.m.

Fridays during daylight savings: 1:00- 1:30 p.m.

Location

Carpool lane or from your child's classroom

Only cars with *this year's parking decal* will be allowed into the garage. Decals can be picked up from the main office.

Program Curriculum & Welcome from Morahs

Pre-Montessori
Discovery
Transition
Pre-K
Kindergarten

Pre-Montessori Program

Dear Parents,

We would like to welcome you to Pre-Montessori program, 2025-2026/ 5786. Thank you for entrusting your precious children into our care!

Our top priority for this school year is to provide each child with a safe, secure and loving learning environment and overall experience at our school. The learning that will take place here is not just academic, but rather hones in on furthering each aspect of the child's individual development: physical, cognitive, language/communication, social-emotional and spiritual development.

We hope Bezrat Hashem our students will build and instill in each student a love for the Torah, the Mitzvot, and an overall sense of pride in being Jewish. Building confidence and overall love of learning, and to develop meaningful and lasting relationships with their peers as well as their teachers.

In our classroom, we want our students to not just learn through recitation of information, but through hands-on experiences and exploration. Our curriculum will be full of opportunities for students to explore, ask questions, predict and discover. This discovery will be encouraged in a forum where students can collaborate with one another and also where individual input is valued to make up the greater whole. In our classroom, 'the whole is a sum of its parts'. Each student will enter our classroom already feeling like a crucial member of our Pre Montessori classroom and our CEC family.

Thank you again for entrusting us with your children! We're excited to see each of them grow and shine this year.

With love,
The Pre-Montessori Morahs

Sample Daily Schedule

8:30-9:30 welcome/center time

9:30-9:35 clean up

9:35-9:50 Tfilah morning meeting

9:50-9:55 wash hands

9:55-10:15 snack

10:15-11 playground

11-11:15 learning circle

11:15-11:45 music & movement

12-12:20 lunch

12:20-2 nap time

2-2:30 wake up/snack/diaper change

2:30-2:55 playground

3-3:30 story time/goodbye

Friday is a special day in our class

Show and tell at the end of the day.

Special Shabbos related activities

Areas Of Development

Jewish Pride!

This year is such a special and important time for our little ones, as they begin building a strong and loving connection with Hashem, the Torah, and mitzvot. Through our joyful morning tefillah, exciting weekly Parshah lessons, and hands-on learning, we fill each day with warmth, meaning, and love for Hashem and Eretz Yisrael. We nurture kindness, respect, and friendship throughout the day, both in our lessons and in the way we care for and guide each child.

These are values which are embedded not only in our Judaic curriculum, but also are emphasized in our everyday interactions with our students and which we encourage within the interactions of our students.

Physical Development

- **Gross Motor:** Gross motor is defined as large muscle movement such as standing, walking, jumping and running. This also includes hand-eye coordination skills. This year is crucial for laying the foundation for these skills to develop. Each day we incorporate a plethora of gross motor activities, such as music & movement with Morah Cheli, or our daily movement segments weaved into our daily routine. Our block center in our classroom will help to support development of large and small muscle groups. We will also embed various gross motor movement activities into our circle time and daily routine so students can work on building these skills and strengthening large muscle movements, while also helping us to release energy and regain focus before the next activity. Gross motor work is also exercised each day during our scheduled daily playground time.
- **Fine Motor:** At this age, children are learning to use their little hands and fingers in new ways! Fine motor skills like grasping, pinching, and using both hands together are important for later skills like writing. Each day, the children explore fun activities at our art table, using tools like Q-tips, crayons, and water droppers to build these skills while being creative. Our manipulative center includes toys like Magnetiles and Legos that help strengthen both fine and gross motor development through play.

Cognitive Development

At this age, toddlers are growing quickly in how they think and learn. They start to solve simple problems, remember things, and make small decisions. Children learn best by exploring and experiencing the world around them. In our classroom, we include hands-on activities in our morning centers and daily routines that help build these thinking skills. Our little ones are beginning to recognize shapes, colors, numbers, their own names, and the names of their friends.

Social-Emotional Development

Our students are beginning to form meaningful friendships and develop important social skills both in and out of the classroom. At this age, children start to move beyond an egocentric view and begin to recognize that others may think or feel differently than they do. This year, we focus on giving them the language and tools to build empathy and understand the emotions and needs of others.

Students are also growing in their play skills. Around ages 2-3, children typically shift from playing alone to playing alongside others (parallel play). Our goal is to support this development and guide them toward associative play- where they begin to play with and enjoy one another. Through these interactions, children practice important social skills like communication, cooperation, and problem-solving.

Communication and Language Development

This year, our students' communication and language skills are beginning to blossom. Each day, children are learning how to express themselves more clearly and connect with those around them.

As teachers, we actively support and encourage these skills by modeling language, expanding on what children say, and helping them with words to express their thoughts, needs, and feelings. We also guide them in using language with their peers to build connections and navigate social situations.

We introduce early reading and writing skills through stories and play. Our classroom library fosters a love for books and builds early literacy habits like predicting and understanding story parts.

Partnership

Communication with Illumine

Parents and Teachers are partners in the child's development, and maintaining this partnership is key in making sure each child reaches his or her utmost potential in all developmental domains. We believe an open line of communication is vital to success. Should you ever have any questions or concerns, please do not hesitate to contact us through the Illumine application.

Please feel free to communicate with us via the app or email and reach out to us anytime for any matters regarding your child! Please note that during the school day, we are busy engaging with our students and will answer questions as promptly as we can. For any matters that require response right away, please contact the office directly.

Shabbos bag

We are so excited to send home the work and projects your child has been working on all week on Friday. The Shabbos bags provided to your child at the beginning of the year make it very easy for your child to carry all their work. Please remember to send it back to school with your child each Monday.

Transitioning into the Program

Separation - Tips for a Smooth School Transition

Starting school can be new and sometimes challenging for little ones, especially if it's their first time away from home. To help, please stay with your child during orientation to introduce them to the classroom. On drop-off days, say a loving but brief goodbye and remind them you'll be back.

You can also:

1. Send a favorite toy, blanket, or photo from home for comfort.
2. Reassure your child that school is temporary and you'll return after.

In class, we use a visual schedule so children can see what comes next, helping them feel safe and confident with the day's routine. We'll work together as a team to make this transition as smooth as possible!

Toilet training

Step up to the toilet training challenge:

Potty training is an exciting time for everyone! It can also be a difficult transition for a child. Once your child is ready and starting to actively be toilet trained at home our experienced team of teachers are very happy to help support and encourage your child's potty training at school! We will discuss with you in detail how to proceed in the classroom and how we can work together to assist you and your child and training him in the best and easiest way!

Nap time

Our school days are busy and full of fun! For full-day Pre-Montessori 1-3 students, nap time is from 12:30 –2:15 pm. During this time, children rest or sleep on their nap mats. Please note that full-day students are expected to participate in nap time.

Please send a nap mat and blanket with your child on their first day; these will stay at school and go home on Fridays for washing. To help your child feel comfortable, let us know if they have any special comfort items or routines, like a favorite toy or soft music.

Nap time is important for your child to recharge and enjoy the rest of their day. If, after a reasonable transition period, your child continues to have difficulty resting during nap time, parents may need to consider picking them up before nap, as some children simply find it hard to adjust to this routine. We'll work closely with you to support your child through this process.

We look forward to an amazing year ahead with your child!

Discovery Program

Dear Parents,

Welcome to the Discovery Program 2025–2026 / 5786!

Thank you for trusting us with your precious children.

At this beautiful stage of 2.5–3 years old, your children are full of curiosity, wonder, and the desire to explore.

Discovery is the age where we begin introducing the foundational principles of the Montessori method—hands-on learning, independence, and purposeful play.

This year, your child will begin to build skills in concentration, grace and courtesy, self-care, and working with early Montessori materials.

Our classroom is a warm, nurturing space where learning happens through love, exploration, and connection. We focus on the whole child—growing socially, emotionally, spiritually, and cognitively—while fostering a deep pride in Torah, mitzvot, and Yiddishkeit.

We look forward to a year of discovery, connection, and meaningful growth—together.

The Discovery Team Morahs

Sample Daily Schedule

8:30-9:30 welcome/center time

9:30-9:35 clean up

9:35-9:50 Tfilah morning meeting

9:50-9:55 wash hands

9:55-10:15 snack

10:15-11 playground

11-11:15 learning circle

11:15-11:45 music & movement

12-12:20 lunch

12:20-2 nap time

2-2:30 wake up/snack/diaper change

2:30-2:55 playground

3-3:30 story time/goodbye

Friday is a special day in our class

Show and tell at the end of the day.

Special Shabbos related activities

Areas Of Development

Jewish Pride!

This year is such a special and important time for our little ones, as they begin building a strong and loving connection with Hashem, the Torah, and mitzvot. Through our joyful morning tefillah, exciting weekly Parshah lessons, and hands-on learning, we fill each day with warmth, meaning, and love for Hashem and Eretz Yisrael. We nurture kindness, respect, and friendship throughout the day, both in our lessons and in the way we care for and guide each child.

These are values which are embedded not only in our Judaic curriculum, but also are emphasized in our everyday interactions with our students and which we encourage within the interactions of our students.

Physical Development

- **Gross Motor:** Gross motor is defined as large muscle movement such as standing, walking, jumping and running. This also includes hand-eye coordination skills. This year is crucial for laying the foundation for these skills to develop. Each day we incorporate a plethora of gross motor activities, such as music & movement with Morah Cheli, or our daily movement segments weaved into our daily routine. Our block center in our classroom will help to support development of large and small muscle groups, We will also embed various gross motor movement activities into our circle time and daily routine so students can work on building these skills and strengthening large muscle movements, while also helping us to release energy and regain focus before the next activity. Gross motor work is also exercised each day during our scheduled daily playground time.
- **Fine Motor:** At this age, children are learning to use their little hands and fingers in new ways! Fine motor skills like grasping, pinching, and using both hands together are important for later skills like writing. Each day, the children explore fun activities at our art table, using tools like Q-tips, crayons, and water droppers to build these skills while being creative. Our manipulative center includes toys like Magnetiles and Legos that help strengthen both fine and gross motor development through play.

Cognitive Development

At this age, toddlers are growing quickly in how they think and learn. They start to solve simple problems, remember things, and make small decisions. Children learn best by exploring and experiencing the world around them. In our classroom, we include hands-on activities in our morning centers and daily routines that help build these thinking skills. Our little ones are beginning to recognize shapes, colors, numbers, their own names, and the names of their friends.

Social-Emotional Development

Our students are beginning to form meaningful friendships and develop important social skills both in and out of the classroom. At this age, children start to move beyond an egocentric view and begin to recognize that others may think or feel differently than they do. This year, we focus on giving them the language and tools to build empathy and understand the emotions and needs of others.

Students are also growing in their play skills. Around ages 2-3, children typically shift from playing alone to playing alongside others (parallel play). Our goal is to support this development and guide them toward associative play- where they begin to play with and enjoy one another. Through these interactions, children practice important social skills like communication, cooperation, and problem-solving.

Communication and Language Development

This year, our students' communication and language skills are beginning to blossom. Each day, children are learning how to express themselves more clearly and connect with those around them.

As teachers, we actively support and encourage these skills by modeling language, expanding on what children say, and helping them with words to express their thoughts, needs, and feelings. We also guide them in using language with their peers to build connections and navigate social situations.

We introduce early reading and writing skills through stories and play. Our classroom library fosters a love for books and builds early literacy habits like predicting and understanding story parts.

Partnership

Communication with Illumine

Parents and Teachers are partners in the child's development, and maintaining this partnership is key in making sure each child reaches his or her utmost potential in all developmental domains. We believe an open line of communication is vital to success. Should you ever have any questions or concerns, please do not hesitate to contact us through the Illumine application.

Please feel free to communicate with us via the app or email and reach out to us anytime for any matters regarding your child! Please note that during the school day, we are busy engaging with our students and will answer questions as promptly as we can. For any matters that require response right away, please contact the office directly.

Shabbos bag

We are so excited to send home the work and projects your child has been working on all week on Friday. The Shabbos bags provided to your child at the beginning of the year make it very easy for your child to carry all their work. Please remember to send it back to school with your child each Monday.

Transitioning into the Program

Separation - Tips for a Smooth School Transition

Starting school can be new and sometimes challenging for little ones, especially if it's their first time away from home. To help, please stay with your child during orientation to introduce them to the classroom. On drop-off days, say a loving but brief goodbye and remind them you'll be back.

You can also:

1. Send a favorite toy, blanket, or photo from home for comfort.
2. Reassure your child that school is temporary and you'll return after.

In class, we use a visual schedule so children can see what comes next, helping them feel safe and confident with the day's routine. We'll work together as a team to make this transition as smooth as possible!

Toilet training

Step up to the toilet training challenge:

Potty training is an exciting time for everyone! It can also be a difficult transition for a child. Once your child is ready and starting to actively be toilet trained at home our experienced team of teachers are very happy to help support and encourage your child's potty training at school! We will discuss with you in detail how to proceed in the classroom and how we can work together to assist you and your child and training him in the best and easiest way!

Nap time

Our school days are busy and full of fun! For full-day Pre-Montessori 1-3 students, nap time is from 12:30 –2:15 pm. During this time, children rest or sleep on their nap mats. Please note that full-day students are expected to participate in nap time.

Please send a nap mat and blanket with your child on their first day; these will stay at school and go home on Fridays for washing. To help your child feel comfortable, let us know if they have any special comfort items or routines, like a favorite toy or soft music.

Nap time is important for your child to recharge and enjoy the rest of their day. If, after a reasonable transition period, your child continues to have difficulty resting during nap time, parents may need to consider picking them up before nap, as some children simply find it hard to adjust to this routine. We'll work closely with you to support your child through this process.

We look forward to an amazing year ahead with your child!

Transition Program

Dear Parents,

Welcome to the Transition Class!

We are so excited and grateful to have your children in our class this year. Our goal is to create a warm, nurturing environment where each child can grow, explore, and reach their full potential. We'll be focusing on building healthy social skills, strong middos, and mutual respect.

The Transition Program is designed to gently prepare children for the expectations of the Montessori classroom they'll join next year. We introduce routines and lessons at a pace that matches each child's readiness. We will work closely with the children, setting thoughtful goals while providing plenty of support.

The Montessori approach encourages hands-on learning tailored to each child's interests and personality. We believe in sparking curiosity and creating a joyful space for discovery. Through careful observation and guidance, we support each stage of your child's development.

In our Judaic curriculum, we'll learn the weekly Parsha, explore the Alef Bais, and prepare for upcoming Yomim Tovim all through engaging projects and hands-on experiences that make learning fun and meaningful.

Once again, thank you for sharing your children with us!. We cannot wait to watch each and every one of our students blossom and grow. We're looking forward to a beautiful year together!

With love,
Transition Morahs

Sample Daily Schedule

9:00 Welcome and free play

9:30 clean up/wash hands

9:40 Davening circle and mitzvah

10 Snack

10:20 Playground

11:00 Judaic Circle and
Centers

12:00 Lunch

12:30 Audio Book/Quiet time

1:00 Montessori circle/ Lesson time

2:15 Playground

2:45 Snack/Storytime/Dismissal

Friday is a special day in our class

Show and tell at the end of the day.
Special Shabbos related activities

Areas Of Development

Social & Emotional skills

- Demonstrates the ability to wait for a later reward (delayed gratification)
- Helps clean up and knows where things belong
- Stays engaged and attentive for longer periods
- Shows growing independence and self-care skills
- Understands personal space and polite behavior (e.g., waiting to speak, respecting others' privacy)
- Cooperates well in both group and individual settings
- Learns to share and take turns
- Becomes more aware of how their actions impact others

Logic & Reasoning

- Recognizes, recalls, and demonstrates critical thinking and problem solving
- Makes connections and recognizes similarities
- Shows creativity and imagination
- Demonstrates understanding of symbols and representations of a concept

Oral Language Development

- Demonstrates comprehension skills and can answer questions about books after being read
- We encourage the children to use their words to express their wants and feelings.
- listen and participate in conversations.
- Develop their vocabulary.

Physical Development

- **Fine motor skills:** Develop by learning to use scissors and other tools with coordination and safe handling.
- **Gross motor skills:** Develop by strengthen through active play, including kicking, rolling, jumping, and balancing on one leg.
- To enhance **hand-eye coordination** and **control of hand movements** through activities such as lacing, threading, stacking, and drawing.

Math & Science Skills

- Can identify shapes easily
- Can make **comparisons and matches**
- Replicates and draws basic shapes like circles and squares
- Quantifies using numbers and measurements
- Quantity counting
- Recognizing numbers 0-10

Literacy

- We encourage the children to explore and enjoy a variety of picture books and stories.
- We begin to explore Aleph Bais and ABC letters and their sounds.

Partnership

Communication with Illumine

Parents and Teachers are partners in the child's development, and maintaining this partnership is key in making sure each child reaches his or her utmost potential in all developmental domains. We believe an open line of communication is vital to success. Should you ever have any questions or concerns, please do not hesitate to contact us through the Illumine application.

Please feel free to communicate with us via the app or email and reach out to us anytime for any matters regarding your child! Please note that during the school day, we are busy engaging with our students and will answer questions as promptly as we can. For any matters that require response right away, please contact the office directly.

Shabbos bag

We are so excited to send home the work and projects your child has been working on all week on Friday. The Shabbos bags provided to your child at the beginning of the year make it very easy for your child to carry all their work. Please remember to send it back to school with your child each Monday.

Pre-K Program

Dear Parents,

Welcome to Pre-K!

Thank you for entrusting your precious children into our care. We are truly looking forward to what is sure to be an incredible year ahead!

We have many goals we hope to achieve this year, including providing a safe and comfortable atmosphere for your children so that they may reach their full potential emotionally and mentally, which is of the utmost importance. Additionally, we aim to help the children learn the value of getting along with others and developing friendships.

Curriculum and Academic Overview

Through our carefully designed Judaic curriculum, our goal is to help children recognize, identify, and begin to sound out the Aleph-Bais letters, as well as learn to write their Hebrew names in print. We also introduce them to the core themes of the weekly Parsha, focusing on the meaningful lessons we can learn from each portion. In addition, we explore the Chagim through engaging activities and creative projects, which the children will proudly bring home and share with their families.

In our Montessori curriculum, learning takes place in a hands-on, child-centered environment tailored to meet each child's unique personality, interests, and stage of development. We believe that children are naturally curious and learn best through exploration. Our role as educators is to nurture that curiosity by creating a space that fosters independent discovery, purposeful work, and joyful learning. With thoughtful observation, we guide them through the important developmental stages, providing support and encouragement every step of the way.

We will focus on:

- **Practical Life:** Developing independence through tasks like pouring, buttoning, and cleaning.
- **Sensorial:** Exploring size, color, shape, and texture to refine the senses.
- **Language:** Building early reading and writing skills through phonics and letter work.
- **Math:** Learning numbers, counting, and simple operations with concrete materials.
- **Cultural:** Discovering the world through geography, science, and nature.

Classroom Schedule

Welcome/Arrival: To ensure a smooth and happy transition for your child, please arrive between 8:30 a.m. and 9:00 a.m. We also recommend using the carpool for an easier transition

During this time, we greet the children as they enter the classroom. They have the opportunity to choose from a variety of manipulatives, such as play dough, coloring sheets, and puzzles. They also enjoy being creative at our open art table.

Davening: During this time, the children gather in a circle for Mitzvah notes and Davening. We also discuss the Hebrew calendar.

Snack: A healthy breakfast is crucial for child development. Please ensure your child comes to school having eaten a nutritious and filling breakfast. To bridge the gap between breakfast and lunch, the children have a healthy snack before we begin Kriah time.

Kriah Circle/Aleph Beis Centers: During Aleph Beis centers, we work in groups on identifying and forming the letters through sensory activities, writing practice, puzzles, and games. Each week, the children learn a new letter. We sing our Aleph-Bais song to reinforce the sounds, followed by a short game before breaking into groups for Kriah. Activities include shaping the letter with play-dough, push-pinning the letter of the week, decorating the letter for their scrapbook, and other fun Aleph-Bais lessons and games.

Playground: The children engage in free/creative play during this time.

Parsha Time: The children learn about upcoming holidays and/or the weekly Parsha. We also use this time to learn and sing our Parsha songs.

Lunch Time

Story Time: After lunch, the children listen to a story as they wind down from lunch.

Playground: Another opportunity for free/creative play.

Montessori Time: We start Montessori time with a hands-on demonstration by “line lesson of the day”. The children then choose lessons independently, guided by the teacher. This fosters a sense of independence and accomplishment. Lessons cover a variety of subjects, including Math, Language, Science/Geography, Practical Life, and Sensorial. During this time, we focus on the letter or number of the week, review its name, practice writing it, and develop fine motor and handwriting skills.

Art: As we start the year alongside the Chagim, our initial projects will focus on the upcoming holidays. As the year progresses, we will continue integrating our lessons into fun projects where students can express their creativity openly. (Please send a large t-shirt to be used as a smock.)

Dismissal time We love seeing you at dismissal! Please note this is not the right time for long conversations with us :) as we need to focus on supervising the children. For questions or long discussions, kindly reach out by Illumine or schedule phone meeting.

Friday is a special day in our class

Show and tell at the end of the day.

Special Shabbos related activities

Partnership

Parent Involvement Visits

We would love to welcome any parents to join us in the classroom for a special activity such as baking, music, or story time. Please let us know if you are interested in coordinating a visit.

Birthdays

On your child's birthday, they will be the center of attention in a special way. Birthday treats are to be arranged **in-house only**. Please see our Birthday Policy on the earlier page. We ask that no candy or goodie bags be brought. Instead, We'd also love to celebrate with a small gift from our **classroom wishlist**, which will be in the newsletter. The children feel so proud when it's something given in honor of them.

Shabbos Bags

We are excited to send home the work and projects your child has been working on throughout the week each Friday. The Shabbos bags provided to your child at the beginning of the year make it easy for them to carry all their work. Please remember to send the bag back with your child each Monday.

Mitzvah Notes

We encourage parents to send in Mitzvah notes whenever your child does a good deed. The note is read aloud and then placed in your child's Mitzvah note envelope or box, helping them take pride in their good deeds.

Communication

We believe open communication is vital to success. If you ever have any questions or concerns, please don't hesitate to contact us through Illumine.

Looking forward to an amazing year ahead!

The Pre-K Morahs

Kindergarten Program

Dear Parents,

Welcome to Kindergarten!

We are so pleased and fortunate to have your child in our class. Our goal this year is to create a wonderful, happy, and peaceful environment where Judaic Studies and the Montessori System will provide your child with the tools they need to flourish and grow into happy, proud Jewish children who love Hashem, the Torah, and mitzvos.

In this letter, you'll find:

- A schedule of the day in our classroom.
- A description and details of the different parts of the day.
- Tips on how you, as parents, can help your child reach their goals.
- Contact information.

We are looking forward to an amazing year full of achievement!

Kindergarten Morahs

Sample Daily Schedule

8:20-8:45 - Arrival/Transition

8:45-9:30 - Davening and Hebrew Calendar circle

9:30-9:45 - Snack and bathroom

9:45-11:30 - Montessori / Judaic centers

11:30- 12:00 - Playground

12:00-12:30 - Lunch/benching

12:30-2:15 - Judaic / Montessori centers

2:15-2:45 - Playground

2:45-3:00 - snack

3:00-3:30 - Dismissal/Carpool

Friday is a special day in our class

- Montessori is done with partners and free choice
- Show and tell at the end of the day
- Special Shabbos related activities

Judaic

Davening

During circle time we daven and sing adding both Hebrew and English songs. Then we read mitzvah notes right after davening.

Hebrew Calendar

We sing and count the days of the week and the months. We then sing different holiday songs that we celebrate in that month. During calendar we also learn about the gematria – mathematical equivalence of each letter of the Alef Bais, as well the Parsha of the week.

Parsha and Yom Tov

We learn Parsha or about the Holiday that connects with the time, using songs, puppets, play and interactive learning.

Kriah

We focus on learning all of the nekudos through songs, games, worksheets and fun. Our goal is that the children are able to read multisyllabic words with all of the nekudos by the end of the year. We work in groups, as well as individually and homework is a vital part of our kriah curriculum

Montessori

In the Montessori curriculum we have different goals depending on the area of development:

Language

Using the different lessons and materials, we will help the children read three letter words more fluently. To achieve this we use our pink material.

From three letter words we move into learning different blends such as: br, ch, cl, sh, etc. We use the blue material to do so.

To blend long vowels and silent "e" we will be using the green material, which is a very advance material that prepares the child to be at a very proficient reading level.

Math

We start the year tracing and forming numbers from 1 to 10, using the color beads lesson. Then we move to Teen Boards which are numbers from 11 to 20.

After the child has mastered Teen Boards, they learn numbers to 100 using the Hundred Board. Addition is learned using the Addition Strip Board and objects. After addition is learned we introduce Subtraction using boards and objects.

The concepts of Multiplication and Division are introduce in a very simple way to ensure a thorough understanding of the basic concepts

Geography

- We teach about all seven continents and select countries from each. The U.S. map is introduced with an emphasis on Florida
- We teach Land and Water formations too.
- Science, Students learn about animals that live in land, water and air.
- Living and Nonliving, the Solar System, puzzle of flowers, leaves and trees. The children learn Botany and a lot more.

We look forward to an amazing year ahead with your child!

Welcome to
the CEC Family
—
we're so glad
you're here!

